



Funcosil SNL

Clear, hydrophobising, solvent-based impregnation on a silane/siloxane base

Availability						
Quantity per pallet	360	84	50	24	2	1
Size / Quantity	1 l	5 l	10 l	30 l	200 l*	1000 l*
Type of container	Tin canister	Tin canister	Tin canister	Tin canister	Drum	Container
Container code	01	05	10	30	69	61
Art. no.						
0602	■	■	■	■	■	■

*on request

Application rate



Brick masonry work, fine-pored: at least 0.8 l/m²
 Brick masonry work, coarse-pored: at least 1.0 l/m²
 Sand-lime brick, smooth: at least 0.5 l/m²
 Sand-lime brick, cleft, bossed: at least 0.7 l/m²
 Render: at least 0.5 l/m²
 Aerated concrete: at least 1.0 l/m²
 Fibre-reinforced cement: at least 0.3 l/m²
 Modular concrete blocks: at least 1.2 l/m²
 Natural stone, fine-pored: at least 0.6 l/m²
 Natural stone, coarse-pored: at least 1.5 l/m²

Apply to a large enough trial surface (1-2 m²) to determine the precise amount of impregnation agent required.

Range of use



- Protection of facades against driving rain
- Reduces susceptibility to dirt and green discolouration
- Subsequent treatment/renewal of hydrophobic surfaces
- Subsequent impregnation of mineral paint coatings
- Porous, mineral building materials such as brick masonry work, sandstone/sand-lime brick, mineral renders and aerated concrete
- Not suitable for materials that are sensitive to solvents, such as polystyrene or bitumen.

Property profile



- Improves resistance to frost and de-icing salts
- Highly water-repellent
- Enables water vapour diffusion
- Outstanding penetration
- UV-resistant
- Alkali-resistant
- Excellent long-term effect
- Reduces energy loss

Characteristic data of the product

Carrier material	Dearomatised hydrocarbons
Density (20 °C)	Approx. 0.78 g/cm ³
Runout time s in DIN 2 cup	Approx. 44
Active ingredient	Silane/siloxane
Active ingredient content, % by mass	Approx. 7
Flash point °C	> 30 °C
Appearance	Clear, liquid

The values stated represent typical characteristic data of the product and are not to be understood as binding product specifications.

Certificates

- [TU Hamburg report, long-term weathering](#)



Possible system products

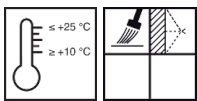
- [FM FS \(0435\)](#)
- [BFA* \(0673\)](#)
- [Remmers cleaning products](#)

*Use biocidal products carefully.
Always read the label and product information before use.

Preparation

- **Substrate requirements**
The substrate must be clean, dust-free and dry.
- **Substrate preparation**
Any construction defects such as cracks, cracked joints, defective connections, rising damp and hygroscopic moisture must be remedied in advance.
Perform any necessary cleaning gently, e.g. by spraying with cold or warm water or by steam-cleaning; use rotec soft whirl jet technology or Remmers cleaning products (e.g. Traffic Film Remover (0671), Clean FP (0666), Clean AC (0672), Combi WR (0675)) on tough stains.

Directions



- **Conditions for use**
Temperature of the material, air and substrate: from min. +10 °C to max. +25 °C.

Apply the primer abundantly by flow coating without pressure (avoid misting), so that a 30 - 50 cm long liquid film flows down the surface.
Apply on one section at a time, moving from top to bottom, and immediately go over with a large brush.
Repeat the application several (at least two) times (wet on damp) until no further material is absorbed by the substrate.
On surfaces where spray application is not possible, apply using a well-saturated brush.

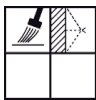
Tips on use

Take appropriate measures to protect adjacent building elements and materials that should not come into contact with the product.
Protect freshly treated surfaces from driving rain, wind, sunlight and condensation.
Remove any excess impregnation agent within 1 hour using V 101 thinner.
During application and drying of solvent-based impregnation agents, we recommend keeping windows and doors closed.

Notes

Deviations from applicable regulations must be agreed separately.
The relevant test certificates must be observed when planning and carrying out work.
Water must not be allowed to penetrate behind the hydrophobized zone.
The level of absorption is crucial for the impregnation agent to work at its best. This depends on the respective pore volume and moisture content of the building material.
Carry out a quantitative analysis of aggressive salts if there are any salts present that could damage building materials.
High concentrations of harmful salts can cause major structural damage that impregnation cannot prevent.
Testing effectiveness:
The water absorption of mineral building materials can be determined using the Funcosil Test Tube developed by Professor Karsten (Funcosil Facade Testing Kit, article no. 4954).
Testing can only be carried out at the earliest 6 weeks after application.
A test of effectiveness needs to be carried out on carbonaceous natural stone.
Always set up a trial area/trial areas first.

Tools / Cleaning




Solvent-resistant, low-pressure conveying and spraying equipment, liquid pumps, paintbrush and flat brush

Tools must be clean and dry.
After use and before prolonged interruptions of work clean tools with Thinner V 101.

Remmers tools

- [Funcosil Prüfröhrchen \(4928\)](#)
- [Funcosil Test-Set \(4954\)](#)
- [Diagnosekoffer für Mauerwerkssanierung \(4953\)](#)
- [Gloria CleanMaster PERFORMANCE PF 50 \(4666\)](#)
- [Gloria CleanMaster EXTREME EX 100 \(4665\)](#)

Storage / Shelf life



If stored unopened in its original container in a cool, dry place and protected against frost, the product will keep for at least 24 months.
Use the contents of open containers as quickly as possible.

Safety data / Regulations

For further information on the safety aspects of transporting, storing and handling the product and on disposal and environmental matters, please see the current Safety Data Sheet.

Personal protective equipment



Respiratory protection with at least an A/P2 combination filter must be worn during spraying, together with safety goggles. Wear suitable protective gloves and clothing.

Disposal

Larger quantities of leftover product should be disposed of in the original containers in accordance with the applicable regulations. Completely empty, clean containers should be recycled. Do not dispose of together with household waste. Do not allow to enter the sewage system. Do not empty into drains.

Please note that the data and information given above have been calculated as guidelines in the laboratory and from real-life experience and are therefore not binding as a basic principle.

This information is therefore of a general nature only and describes our products and how they are used and worked with. In this respect, it must be borne in mind that the varied and diverse nature of the

prevailing working conditions, materials used and construction sites encountered means that not every individual case can be covered. In this respect, we therefore recommend either conducting tests or liaising with us in the event of any doubt. Unless we have provided express written assurance of the products' specific suitability or characteristics in respect of a contractually stipulated intended use, any technical application-related advice or instruction will never

be binding, even though it is provided to the best of our knowledge. In all other respects, our general terms and conditions of sale and delivery shall apply.

When a new version of this Technical Data Sheet is published, it shall replace the previous version.